# Portfolio.

Ar. Raj Mishra



Architecture to me is all about creating an ecstatic experience for the user. Transfiguring simple geometric forms into massive structures retaining harmony in design is my way of working. I enjoy working on concepts that involve dramatic use of lighting and glasses to enhance the aesthetics. My design language celebrates the concept of ”Truth to Material”, besides that I try working on projects based on the concept of juxtapositioning.

## Education

**AISSE** – Mother Teresa Sr. Sec. School, Bhopal

**AISSCE** – Mother Teresa Sr. Sec. School, Bhopal – PCM

**Undergraduate degree** – Manipal University, Jaipur

B. Arch (2015 – 2020)

## Work Experience

**Internship** – 6 months – Archimedes India Associates, New Delhi

**Ujjawala housing and finance Pvt. Ltd., Bhopal**- Junior Architect

1 july 2020 to 31 jaN 2021

**Studio IAD , Bhopal** – Junior Architect – 1 feb 2021 to present

## Skills

AutoCAD

SketchUp

Lumion

Adobe Illustrator

Autodesk Revit

Autodesk 3DS MAX

Photoshop

# 1 COUNTRYSIDE MEADOW'S



**OUTDOOR CAFE**
**AREA: 67,358 SQFT**

## SECTION

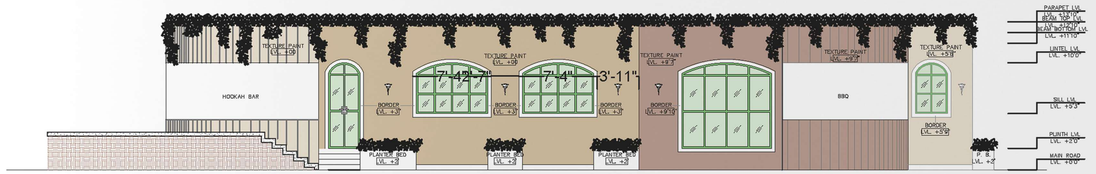


ELEVATION AA'

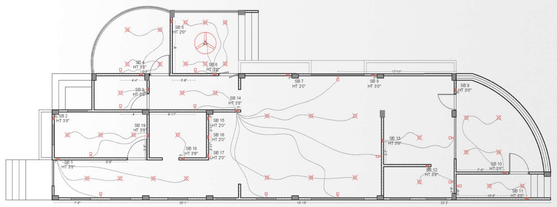




ELEVATION BB'

## ELECTRICAL PLAN

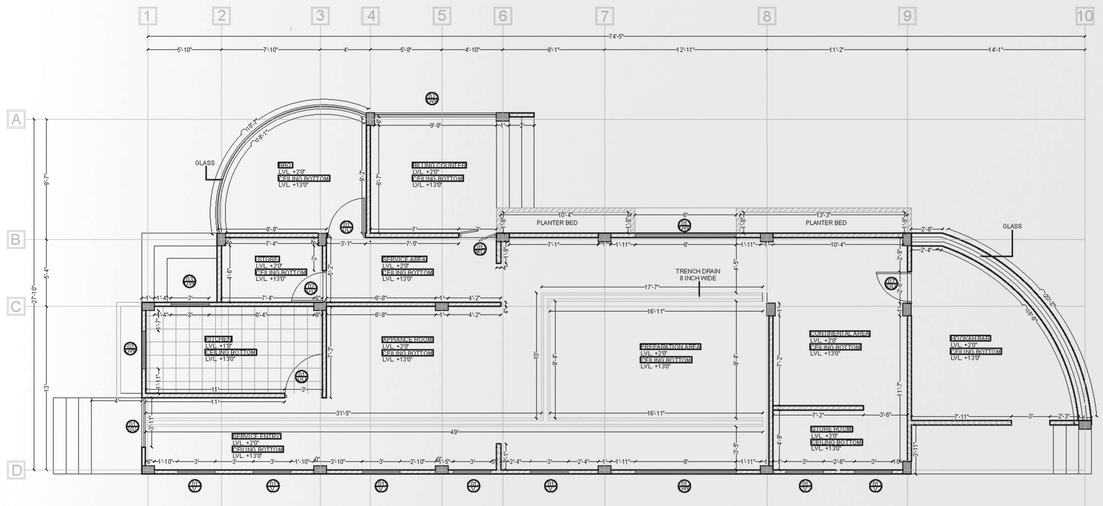


## BRICK WORK

# FABRICATION DETAIL

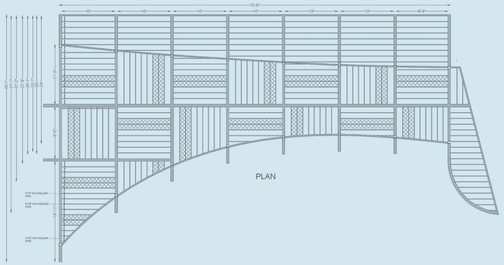







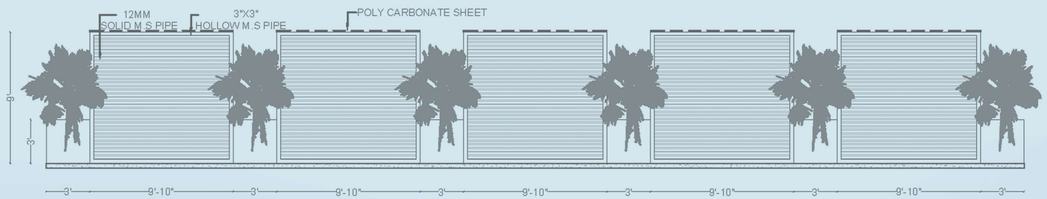




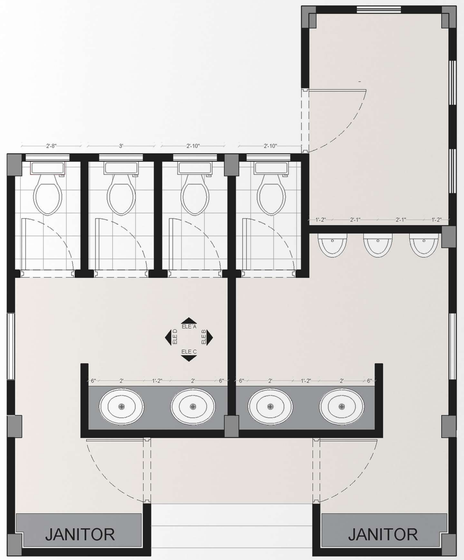


# TOILET DETAIL




ELEVATION A

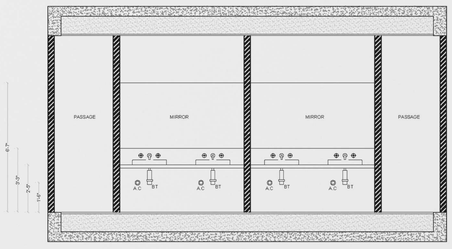


ELEVATION C




PLAN



REFERENCE IMAGE

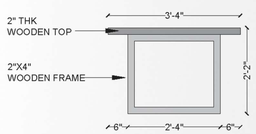


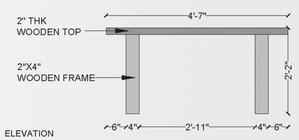


ELEVATION

# TABLE DETAIL

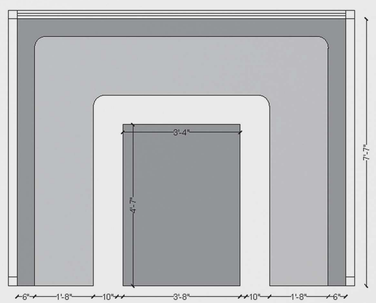


PLAN

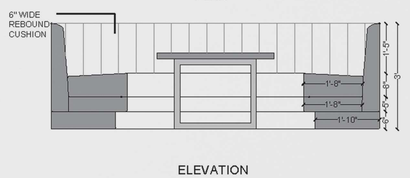


ELEVATION

# SOFA DETAIL


COUNTRYSIDE

# SITE PLAN


TO VILLAGE KOLUKHEDI
TO VILLAGE KHAJOORI SADAK
DRIVE-THROUGH RESTAURANT
HIGHTENSION TOWER
STAFF ROOM
SWIMMING POOL

# 2 THE WEEKEND HOME



**WEEKEND HOME**
**AREA: 4,410 SQFT**

## PLAN



# FLOOR PLAN




GROUND FLOOR




1ST FLOOR




2ND FLOOR



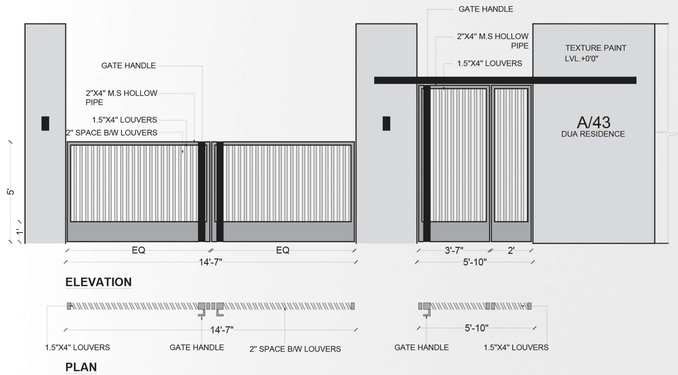




REF. IMAGE-1



REF. IMAGE-2

# BOUNDARY WALL DETAIL

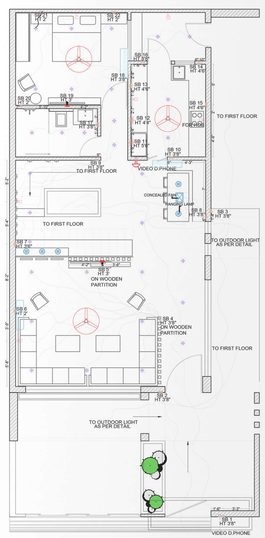


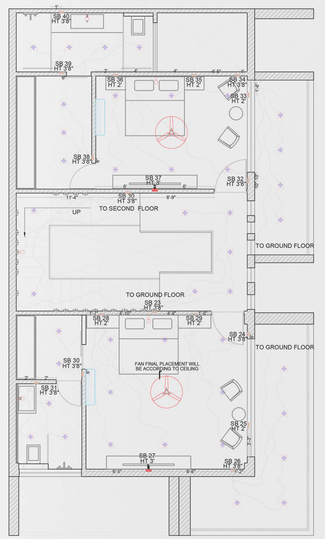


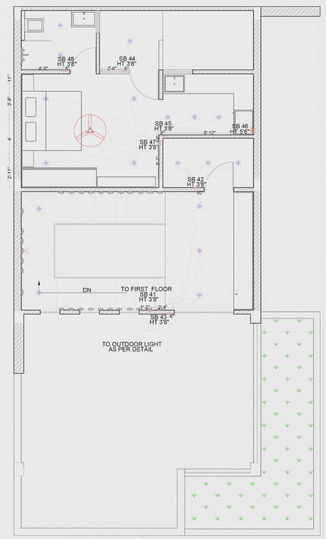


# ELECTRICAL DETAIL

# 3 DANISH HILLS RESIDENCE




**RESIDENCIAL PROJECT**
**AREA : 1,750 SQFT**

## FLOOR PLAN

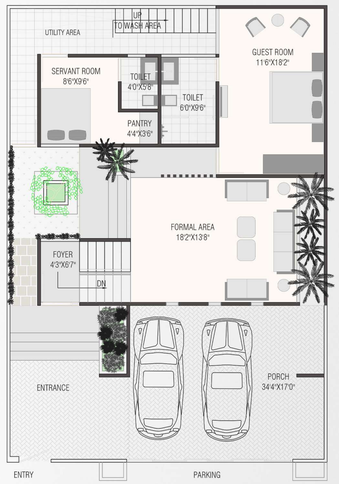


GROUND FLOOR

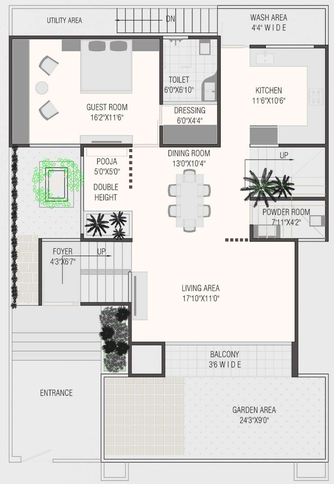


1ST FLOOR

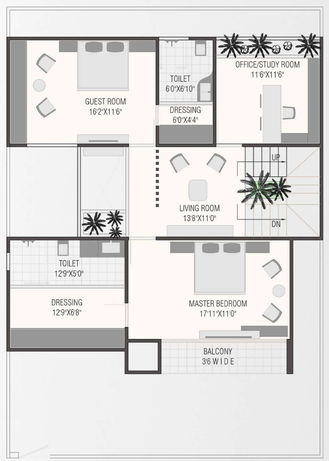


2ST FLOOR

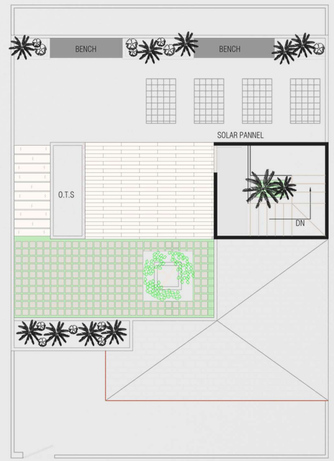


TERRACE FLOOR

# WORKING DRAWING

## R.C.C DETAILS OF FOOTINGS

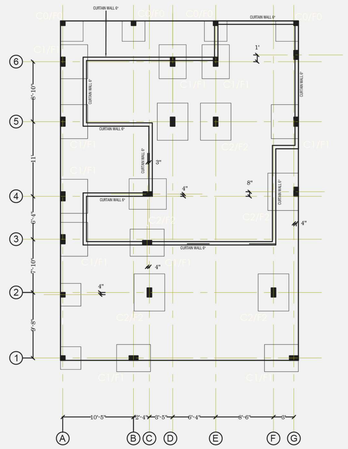

| S.NO | FOOTINGS | SIZE (BXL) | DEPTH 'D' | 'd' | REINFORCEMENT |
|---|---|---|---|---|---|
| 01 | F0 | 3'0" X 3'0" | 12" | 8" | 10ϕ@ 5" C/C BOTH WAYS |
| 02 | F1 | 4'0" X 4'6" | 18" | 8" | 10ϕ@ 5" C/C BOTH WAYS |
| 03 | F2 | 4'6" X 5'6" | 24" | 8" | 10ϕ@ 4" C/C BOTH WAYS |

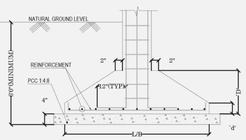


TYPICAL SECTION OF FOOTING

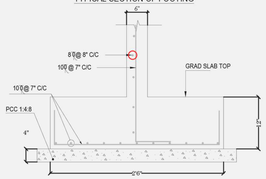


TYPICAL SECTION OF CURTAIN WALL




COLUMN 'C0'

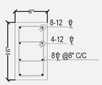


COLUMN 'C1'

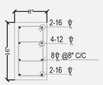


COLUMN 'C2'

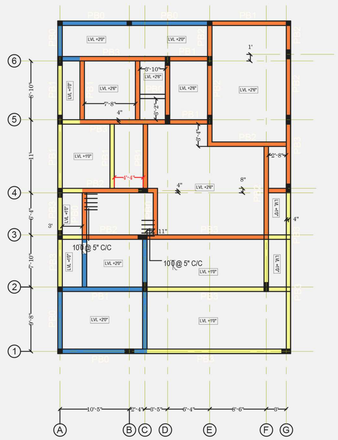


## DETAILS OF PLINTH BEAMS

| S.NO | BEAMS | SIZE (BXD) | TOP REINFORCEMENT THROUGH BARS | TOP REINFORCEMENT EXTRA BARS | BOTTOM REINFORCEMENT THROUGH BARS | BOTTOM REINFORCEMENT EXTRA BARS | STIRRUPS |
|---|---|---|---|---|---|---|---|
| 01 | PB0 | 8"x12" | 2-12 ϕ | | 2-12 ϕ | | 8 ϕ@ 6" C/C |
| 02 | PB1 | 8"x12" | 2-12 ϕ | 2-12 ϕ | 2-12 ϕ | 2-12 ϕ | 8 ϕ@ 6" C/C |
| 03 | PB2 | 8"x16" | 2-16 ϕ | 2-16 ϕ | 2-16 ϕ | 2-16 ϕ | 8 ϕ@ 6" C/C |
| 04 | PB3 | 8"x16" | 3-16 ϕ | 2-16 ϕ | 3-16 ϕ | 2-16 ϕ | 8 ϕ@ 6" C/C |

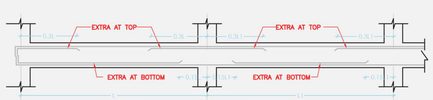


TYPICAL SECTION OF BEAM

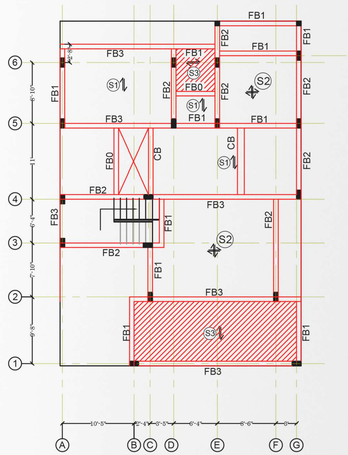


**PLAN AT 1ST FLOOR LEVEL**

## DETAILS OF FLOOR BEAMS

| S.NO | BEAMS | SIZE (BXD) | TOP REINFORCEMENT THROUGH BARS | TOP REINFORCEMENT EXTRA BARS | BOTTOM REINFORCEMENT THROUGH BARS | BOTTOM REINFORCEMENT EXTRA BARS | STIRRUPS |
|---|---|---|---|---|---|---|---|
| 01 | FB0 | 8"x12" | 2-12 ϕ | | 2-12 ϕ | | 8 ϕ@ 6" C/C |
| 02 | FB1 | 8"x12" | 2-12 ϕ | 2-12 ϕ | 2-12 ϕ | 2-12 ϕ | 8 ϕ@ 6" C/C |
| 03 | FB2 | 8"x16" | 2-16 ϕ | 2-16 ϕ | 2-16 ϕ | 2-16 ϕ | 8 ϕ@ 6" C/C |
| 04 | FB3 | 8"x16" | 3-16 ϕ | 2-16 ϕ | 3-16 ϕ | 2-16 ϕ | 8 ϕ@ 6" C/C |
| 05 | CB | 12"x5" | 3-12 ϕ | | 3-12 ϕ | | 8 ϕ@ 4" C/C |

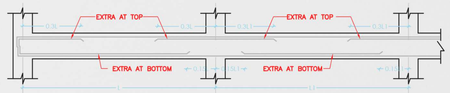


TYPICAL SECTION OF BEAM

## SCHEDULE OF SLABS

| S.NO | SLABS | THICKNESS | REINFORCEMENT ALONG SHORT SPAN | REINFORCEMENT ALONG LONG SPAN | REMARKS |
|---|---|---|---|---|---|
| 01 | S1 | 5" | 10 ϕ@ 6" C/C | 8 ϕ@ 10" C/C | ONE WAY |
| 02 | S2 | 5" | 10 ϕ@ 5" C/C | 10 ϕ@ 6" C/C | TWO WAY |
| 03 | S3 | 5" | 10 ϕ@ 6" C/C | 8 ϕ@ 10" C/C | ONE WAY SUNKEN |

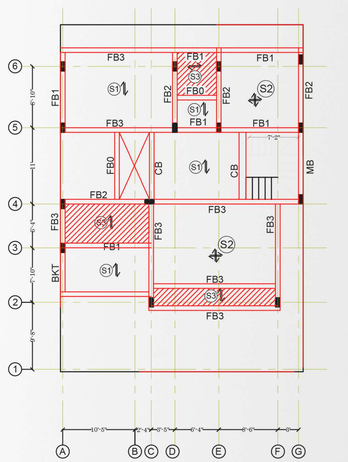


**PLAN AT 2nd FLOOR LEVEL**

## DETAILS OF FLOOR BEAMS

| S.NO | BEAMS | SIZE (BXD) | TOP REINFORCEMENT THROUGH BARS | TOP REINFORCEMENT EXTRA BARS | BOTTOM REINFORCEMENT THROUGH BARS | BOTTOM REINFORCEMENT EXTRA BARS | STIRRUPS |
|---|---|---|---|---|---|---|---|
| 01 | FB0 | 8"x12" | 2-12 ϕ | | 2-12 ϕ | | 8 ϕ@ 6" C/C |
| 02 | FB1 | 8"x12" | 2-12 ϕ | 2-12 ϕ | 2-12 ϕ | 2-12 ϕ | 8 ϕ@ 6" C/C |
| 03 | FB2 | 8"x16" | 2-16 ϕ | 2-16 ϕ | 2-16 ϕ | 2-16 ϕ | 8 ϕ@ 6" C/C |
| 04 | FB3 | 8"x16" | 3-16 ϕ | 2-16 ϕ | 3-16 ϕ | 2-16 ϕ | 8 ϕ@ 6" C/C |
| 05 | CB | 12"x5" | 3-12 ϕ | | 3-12 ϕ | | 8 ϕ@ 4" C/C |

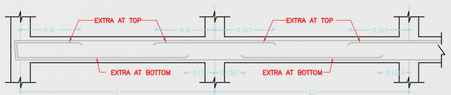


TYPICAL SECTION OF BEAM

## SCHEDULE OF SLABS

| S.NO | SLABS | THICKNESS | REINFORCEMENT ALONG SHORT SPAN | REINFORCEMENT ALONG LONG SPAN | REMARKS |
|---|---|---|---|---|---|
| 01 | S1 | 5" | 10 ϕ@ 6" C/C | 8 ϕ@ 10" C/C | ONE WAY |
| 02 | S2 | 5" | 10 ϕ@ 5" C/C | 10 ϕ@ 6" C/C | TWO WAY |
| 03 | S3 | 5" | 10 ϕ@ 6" C/C | 8 ϕ@ 10" C/C | ONE WAY SUNKEN |

# WORKING DRAWING

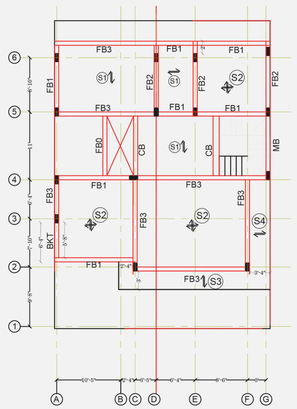


PLAN AT 3rd FLOOR LEVEL

DETAILS OF FLOOR BEAMS

| S.NO | BEAMS | SIZE (BXD) | TOP REINFORCEMENT THROUGH BARS | TOP REINFORCEMENT EXTRA BARS | BOTTOM REINFORCEMENT THROUGH BARS | BOTTOM REINFORCEMENT EXTRA BARS | STIRRUPS |
|---|---|---|---|---|---|---|---|
| 01 | FB0 | 8"x12" | 2-12 ϕ | | 2-12 ϕ | | 8 ϕ @ 6" C/C |
| 02 | FB1 | 8"x12" | 2-12 ϕ | 2-12 ϕ | 2-12 ϕ | 2-12 ϕ | 8 ϕ @ 6" C/C |
| 03 | FB2 | 8"x16" | 2-16 ϕ | 2-16 ϕ | 2-16 ϕ | 2-16 ϕ | 8 ϕ @ 6" C/C |
| 04 | FB3 | 8"x16" | 3-16 ϕ | 2-16 ϕ | 3-16 ϕ | 2-16 ϕ | 8 ϕ @ 6" C/C |
| 05 | BKT | 8"x16" | 6-16 ϕ | | 3-16 ϕ | | 8 ϕ @ 4" C/C |

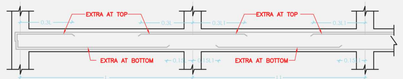


TYPICAL SECTION OF BEAM

SCHEDULE OF SLABS

| S.NO | SLABS | THICKNESS | REINFORCEMENT ALONG SHORT SPAN | REINFORCEMENT ALONG LONG SPAN | REMARKS |
|---|---|---|---|---|---|
| 01 | S1 | 5" | 10 ϕ @ 6" C/C | 8 ϕ @ 10" C/C | ONE WAY |
| 02 | S2 | 5" | 10 ϕ @ 5" C/C | 10 ϕ @ 6" C/C | TWO WAY |
| 03 | S3 | 5" | 10 ϕ @ 4" C/C | 8 ϕ @ 10" C/C | CANTILEVER SLOPING |

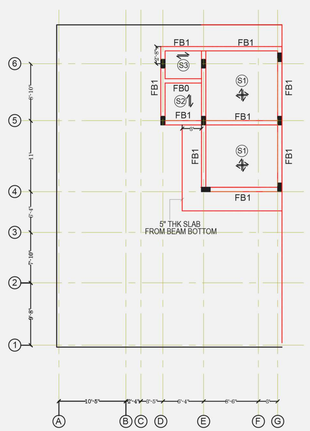


PLAN AT MUMTY FLOOR LEVEL

DETAILS OF FLOOR BEAMS

| S.NO | BEAMS | SIZE (BXD) | TOP REINFORCEMENT THROUGH BARS | TOP REINFORCEMENT EXTRA BARS | BOTTOM REINFORCEMENT THROUGH BARS | BOTTOM REINFORCEMENT EXTRA BARS | STIRRUPS |
|---|---|---|---|---|---|---|---|
| 01 | FB0 | 8"x12" | 2-12 ϕ | | 2-12 ϕ | | 8 ϕ @ 6" C/C |
| 02 | FB1 | 8"x12" | 2-12 ϕ | 2-12 ϕ | 2-12 ϕ | 2-12 ϕ | 8 ϕ @ 6" C/C |
| 03 | FB2 | 8"x16" | 2-16 ϕ | 2-16 ϕ | 2-16 ϕ | 2-16 ϕ | 8 ϕ @ 6" C/C |
| 04 | FB3 | 8"x16" | 3-16 ϕ | 2-16 ϕ | 3-16 ϕ | 2-16 ϕ | 8 ϕ @ 6" C/C |
| 05 | BKT | 8"x16" | 6-16 ϕ | | 3-16 ϕ | | 8 ϕ @ 4" C/C |

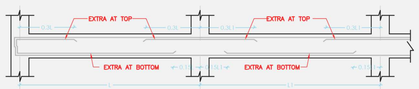


TYPICAL SECTION OF BEAM

SCHEDULE OF SLABS

| S.NO | SLABS | THICKNESS | REINFORCEMENT ALONG SHORT SPAN | REINFORCEMENT ALONG LONG SPAN | REMARKS |
|---|---|---|---|---|---|
| 01 | S1 | 5" | 10 ϕ @ 5" C/C | 10 ϕ @ 6" C/C | TWO WAY |
| 02 | S2 | 5" | 10 ϕ @ 5" C/C | 10 ϕ @ 6" C/C | ONE WAY |
| 03 | S3 | 5" | 10 ϕ @ 4" C/C | 8 ϕ @ 10" C/C | ONE WAY SUNKEN |

# PLUMBING DRAWING

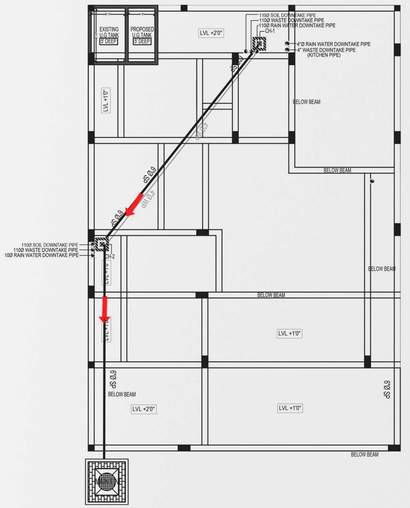


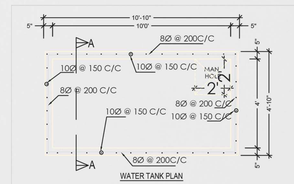


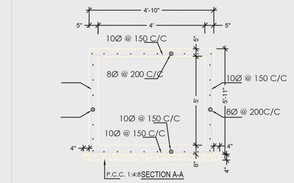


WATER TANK DETAIL




# SECTION

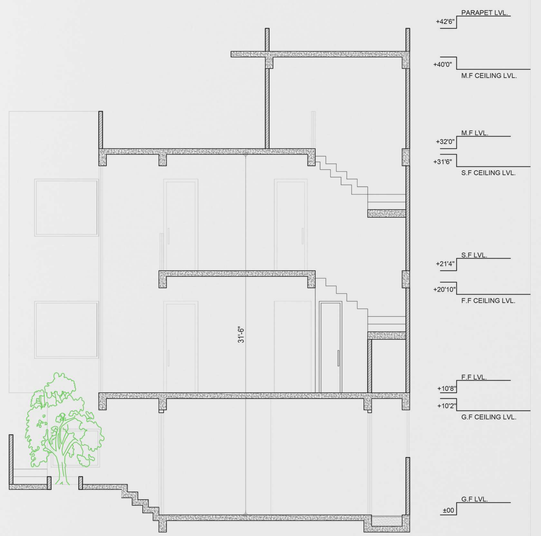




ELEVATION

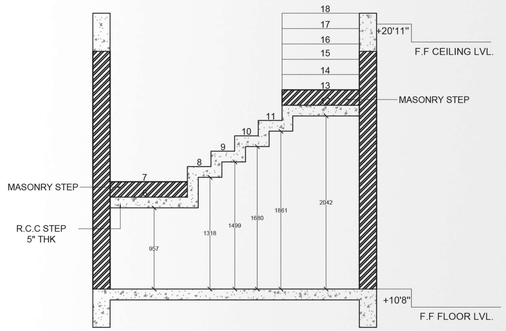


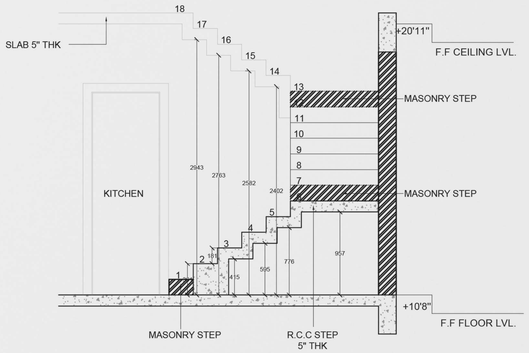


# STRAICASE DETAIL

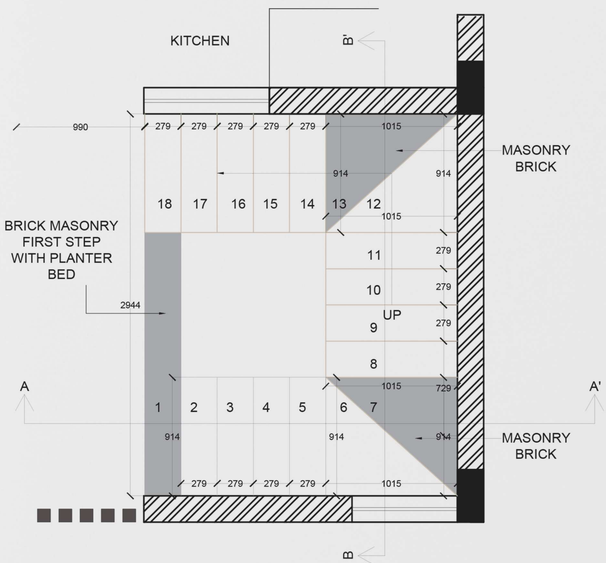

# 3 KHAN RESIDENCE




**RESIDENTIAL PROJECT**
**AREA : 6,673 SQFT**

GROUND FLOOR PLAN

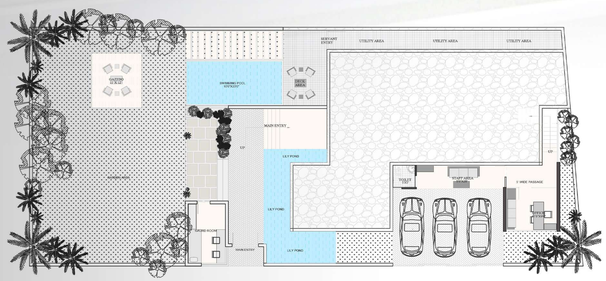


LOWER GROUND
FLOOR PLAN




## 1ST FLOOR PLAN

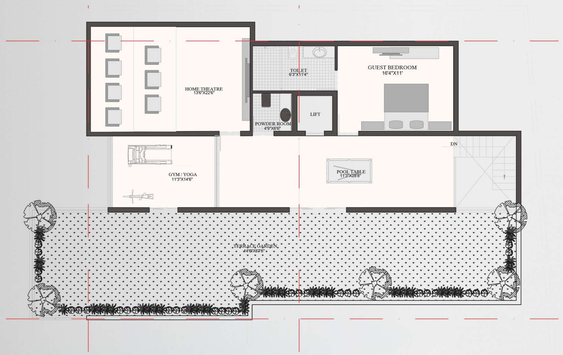


## TERRACE FLOOR PLAN



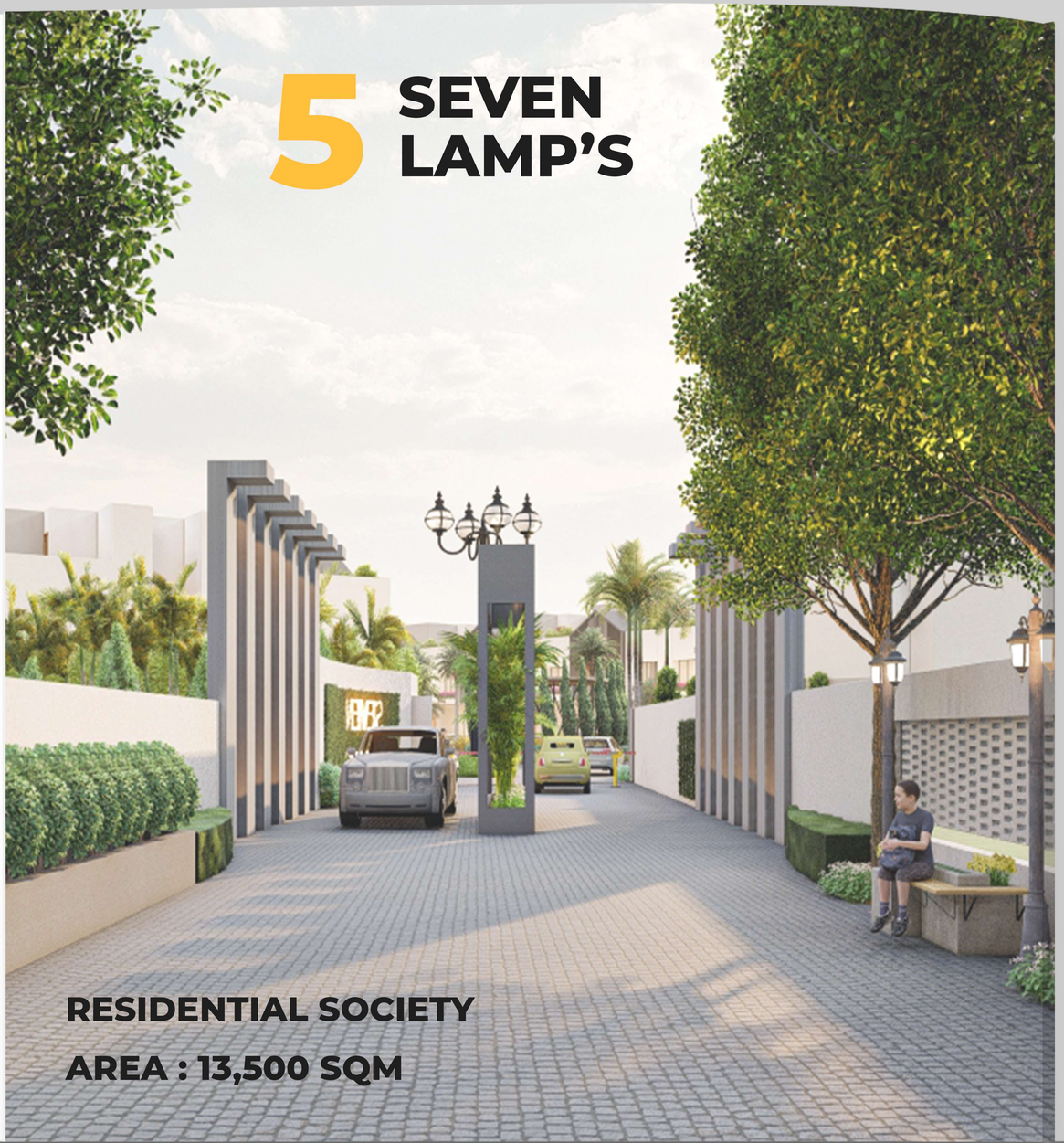
5
SEVEN
LAMP'S
RESIDENTIAL SOCIETY
AREA : 13,500 SQM

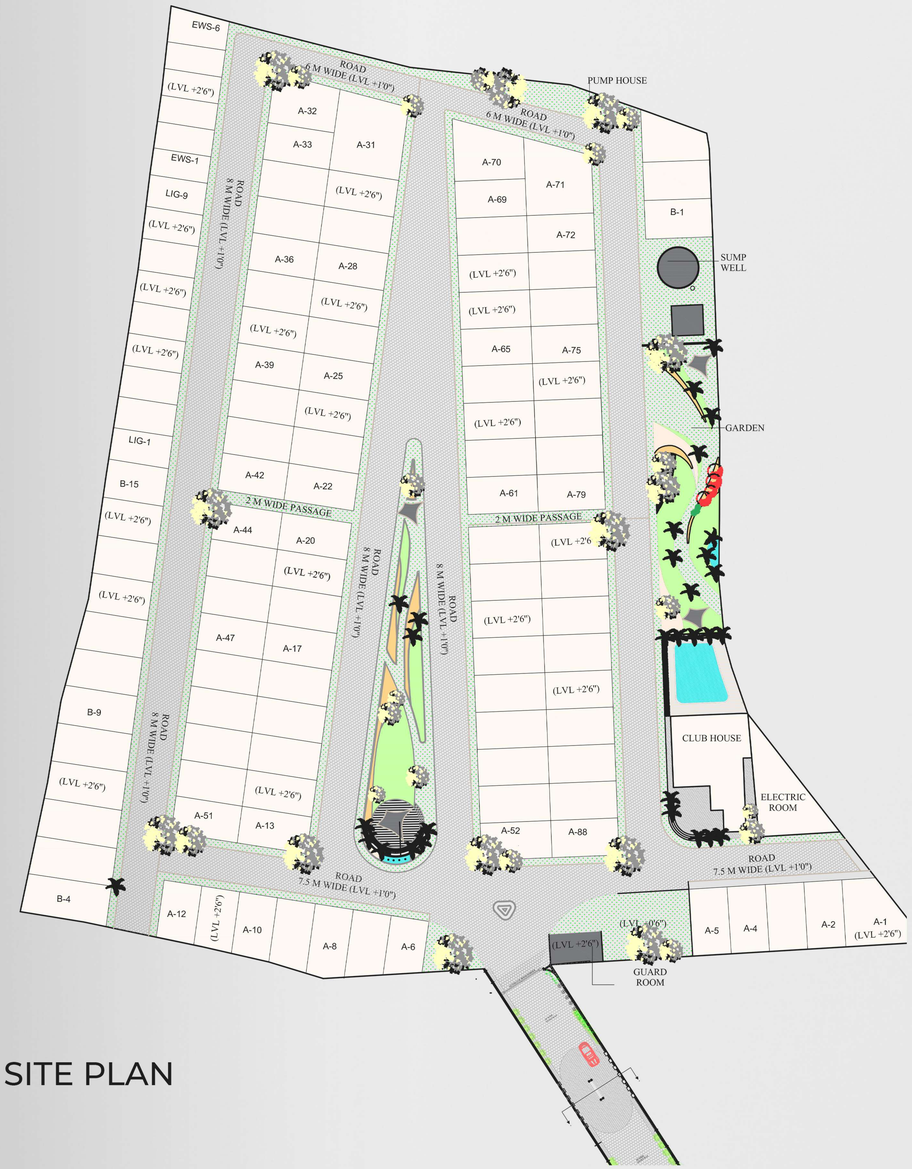
EWS-6
EWS-1
LIG-9
LIG-1
B-15
B-9
B-4
B-1
A-32
A-33
A-31
A-36
A-28
A-39
A-25
A-42
A-22
A-44
A-20
A-47
A-17
A-51
A-13
A-12
A-10
A-8
A-6
A-70
A-71
A-69
A-72
A-65
A-75
A-61
A-79
A-52
A-88
A-5
A-4
A-2
A-1
(LVL +2'6")
ROAD
6 M WIDE (LVL +1'0")
ROAD
8 M WIDE (LVL +1'0")
2 M WIDE PASSAGE
ROAD
7.5 M WIDE (LVL +1'0")
PUMP HOUSE
SUMP
WELL
GARDEN
CLUB HOUSE
ELECTRIC
ROOM
GUARD
ROOM
(LVL -0'6")

SITE PLAN

# ROAD & OTHER DETAIL

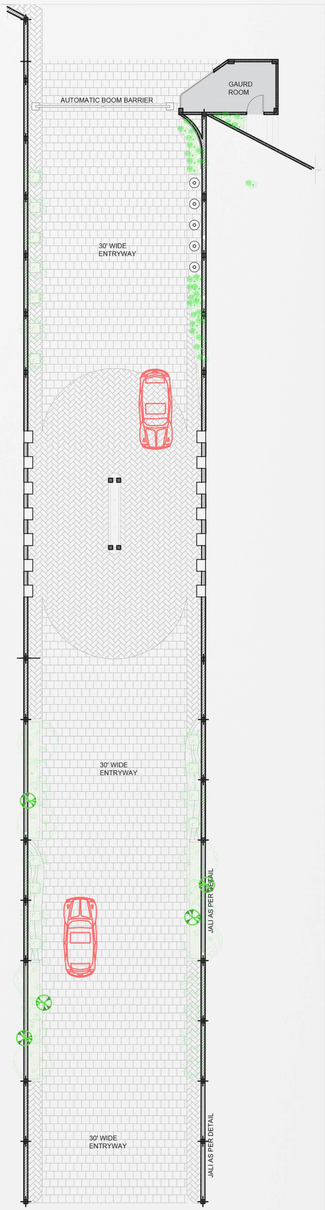


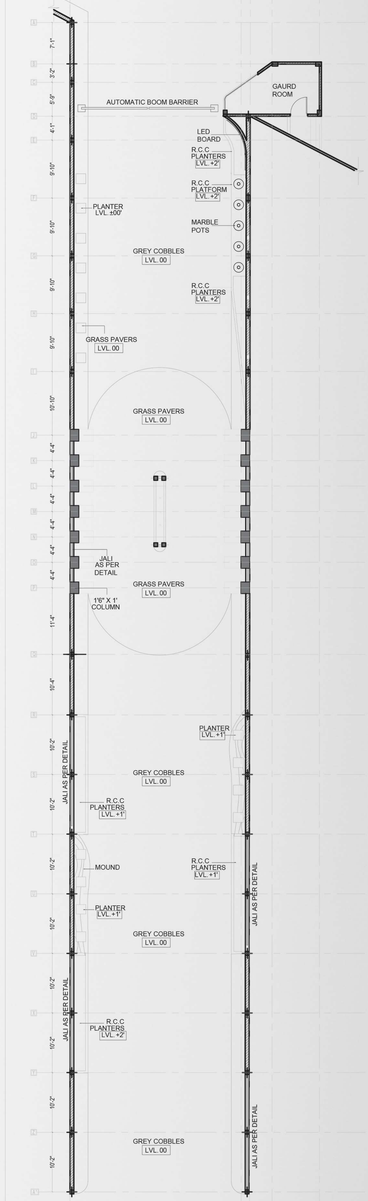


PLANTER AND BOUNDARY WALL LAYOUT PLAN

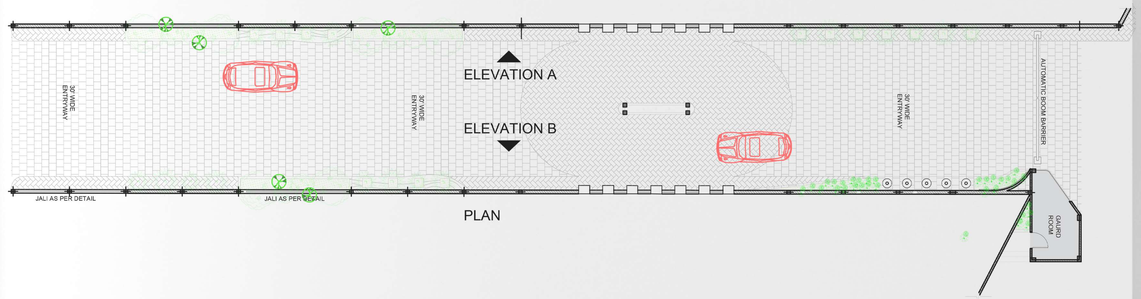


PLAN




ELEVATION A

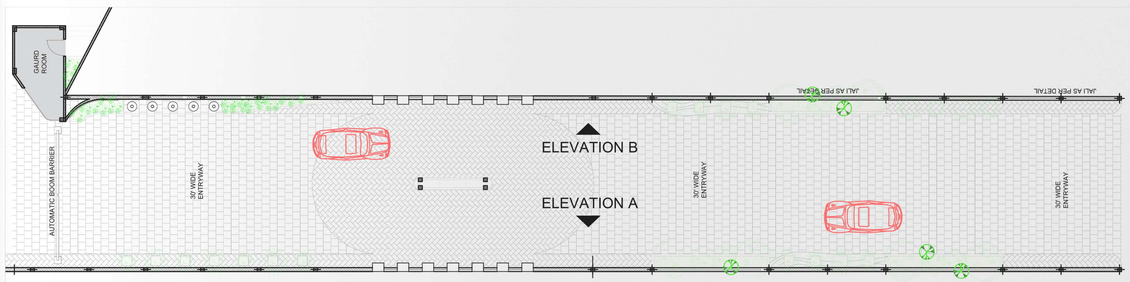


PLAN

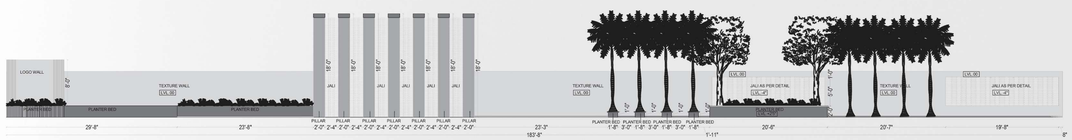


ELEVATION B

## BOUNDARY WALL DETAIL





# PARK DETAIL

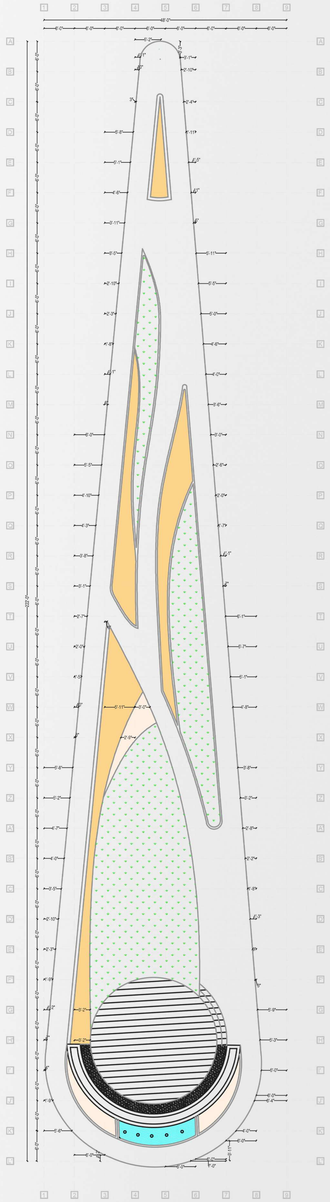

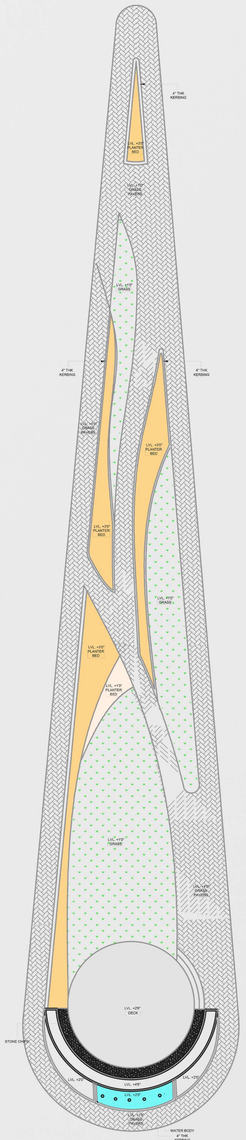
4" THK KERBING
LVL +125" GRASS
LVL +125" PLANTER BED
LVL +115" TARMAC
LVL +125" DECK
LVL +115" GRASS
LVL +115" PLANTER BED
LVL +115" TARMAC
LVL +125" GRASS
LVL +115" PLANTER BED
LVL +115" GRASS
LVL +115" TARMAC
LVL +125" DECK
LVL +115"
LVL +115" GRASS
WATER BODY
4" THK KERBING




# CLUB HOUSE PLAN

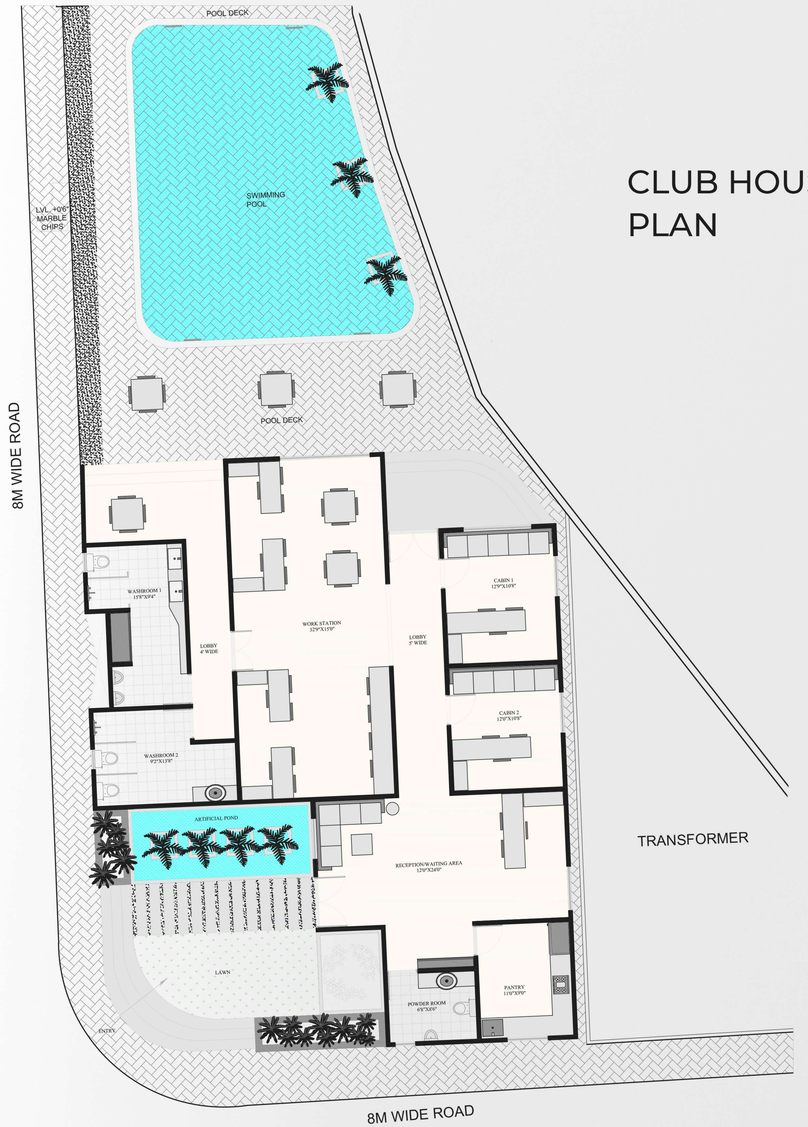





# UNIT PLAN

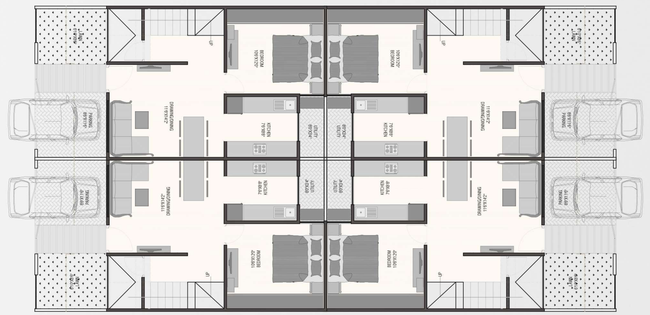

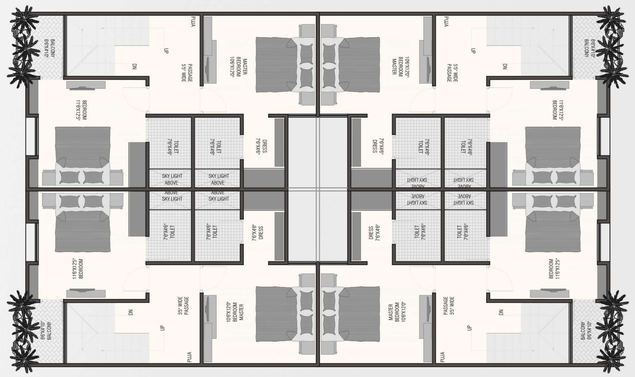

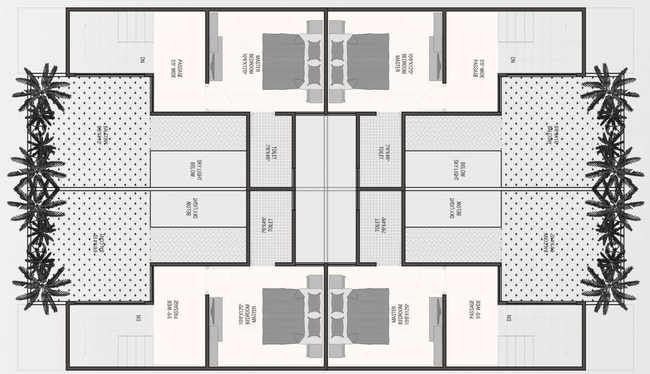



# 6 KARNIK BOUTIQUE



## FLOOR PLAN



# FALSE CEILING

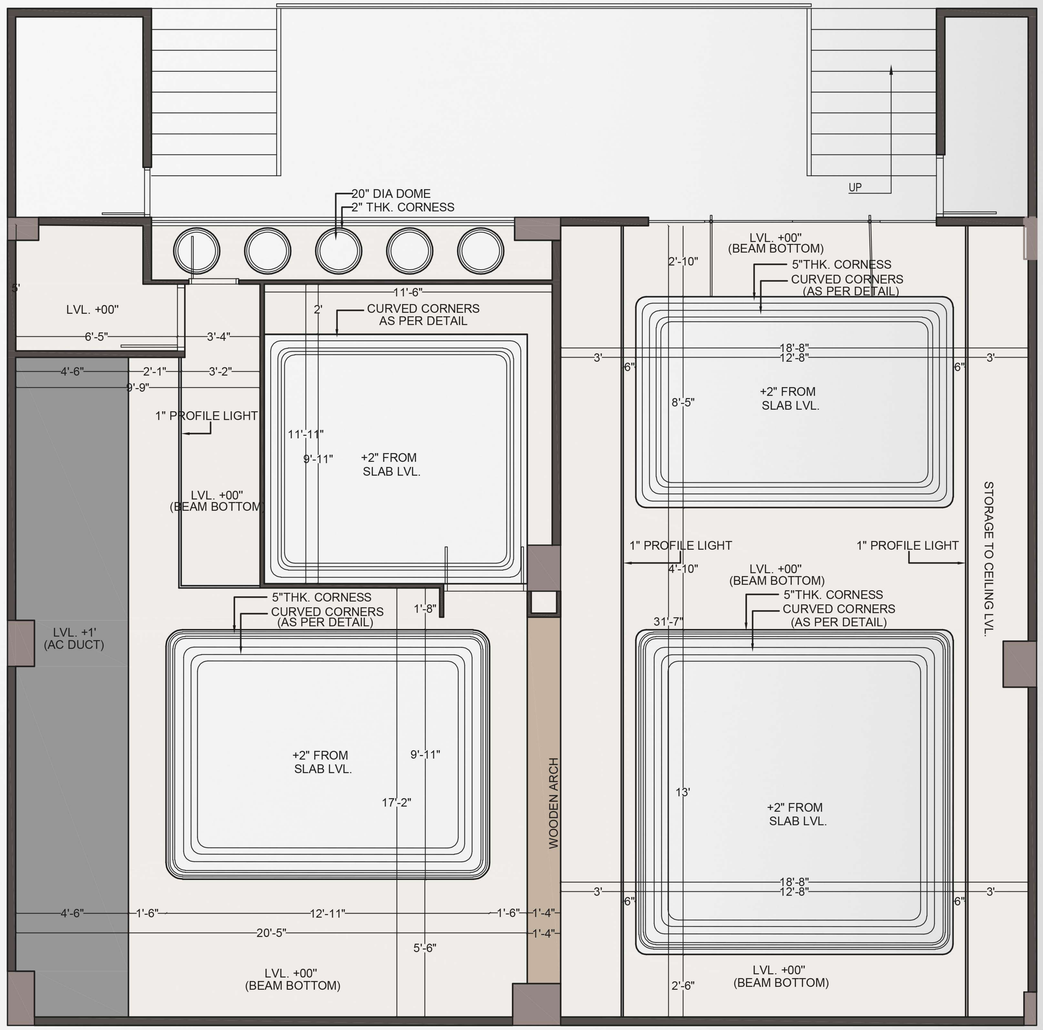


| NO. | SYMBOL | NAME | QUANTITY | NO. | SYMBOL | NAME | QUANTITY |
|---|---|---|---|---|---|---|---|
| 1. | | PROFILE LIGHT | 23M | 9. | | 12 WATT DRUM LIGHT | 4. |
| 2. | | 24 WATT PANNEL LIGHT | 9. | 10. | | 20 WATT DRUM LIGHT | 20. |
| 3. | | 15 WATT PANNEL LIGHT | 1. | 11. | | 30 WATT TRACK LIGHT | |
| 4. | | 12 WATT PANNEL LIGHT | 1. | | | 20 WATT TRACK LIGHT | |
| 5. | | 24 WATT COB LIGHT | 37. | | | 10 WATT TRACK LIGHT | 60. |
| 6. | | 10 WATT COB LIGHT | 9. | 12. | | WALL FAN | 8. |
| 7. | | 3 WATT COB LIGHT ( IN NICHE ) | 32. | | | | |
| 8. | | HANGING LIGHT | 17. | | | | |

# ELECTRICAL DETAIL



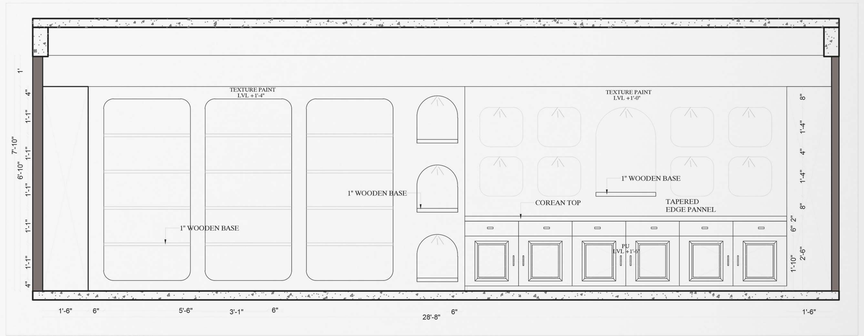


FABRIC AND JEWELLERY SECTION

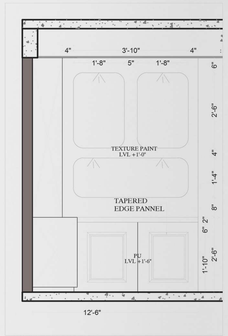


JEWELLERY SECTION

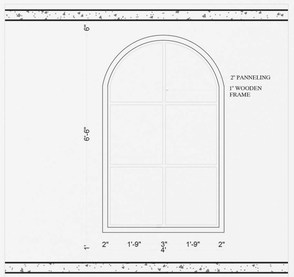


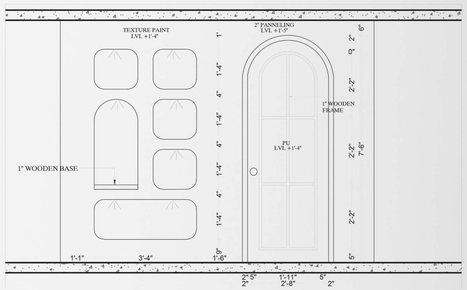


## WALL SECTIONS

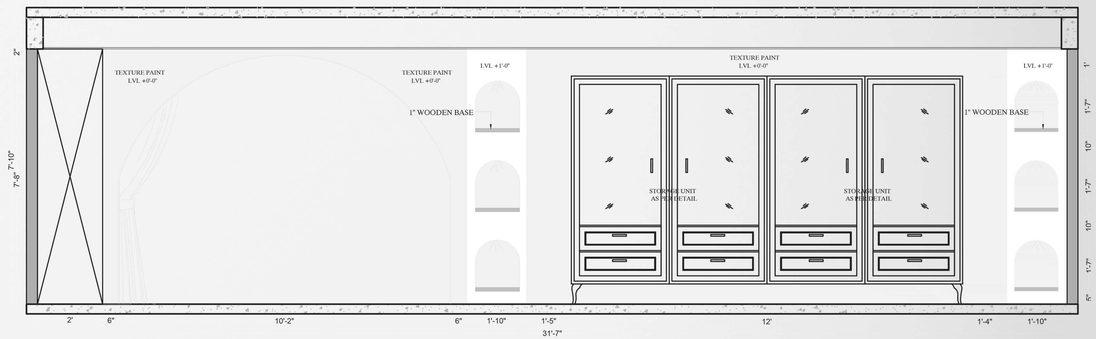


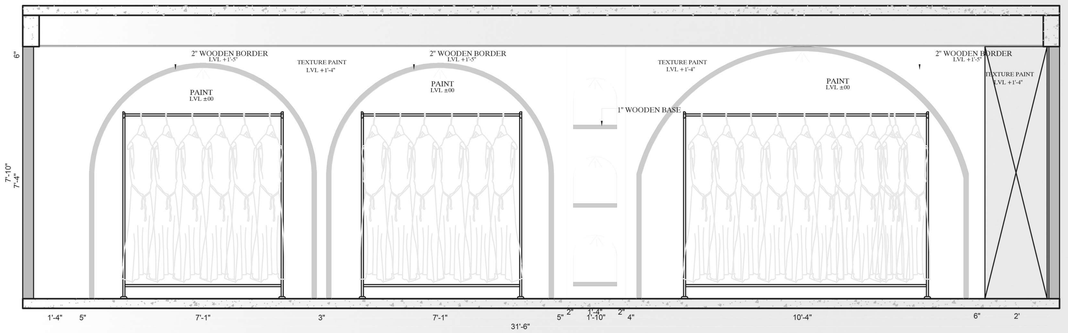


## WALL SECTIONS

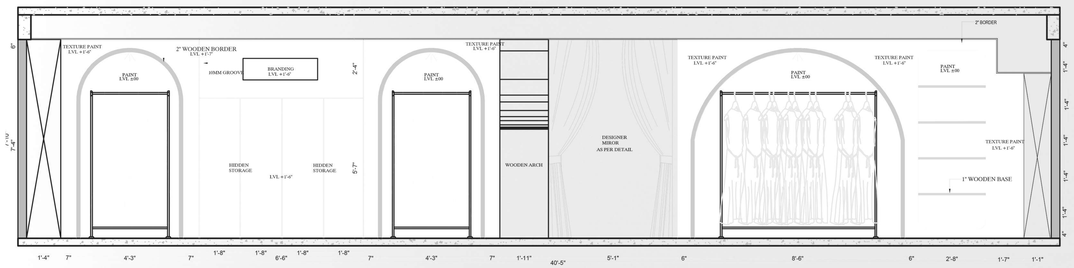


## TABLE DETAIL




FRONT ELEVATION

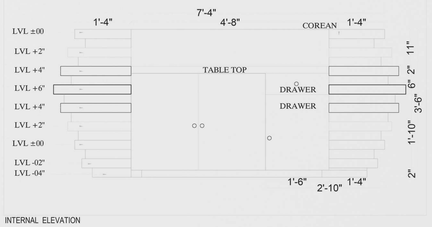


INTERNAL ELEVATION

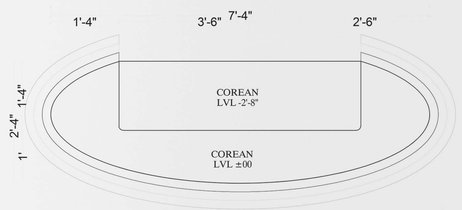


PLAN



CONCEPTUAL IMAGE

# TABLE DETAIL




FRONT ELEVATION

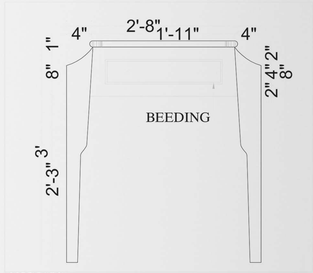


SIDE ELEVATION




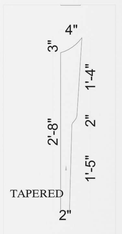




# DISPLAY CABINET

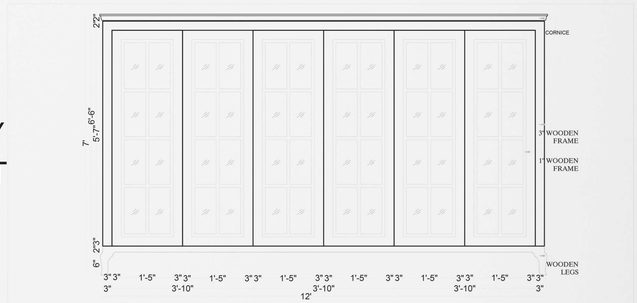


FRONT ELEVATION

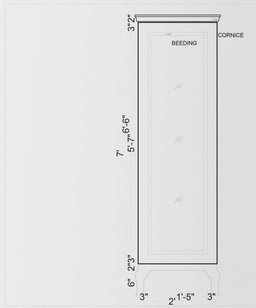


SIDE ELEVATION











# MISCELLANEOUS

## ILLUSTRATION





## EXTERIOR RENDER








# INTERIOR RENDER









# Thankyou!

rajmisa098@gmail.com

9407574035